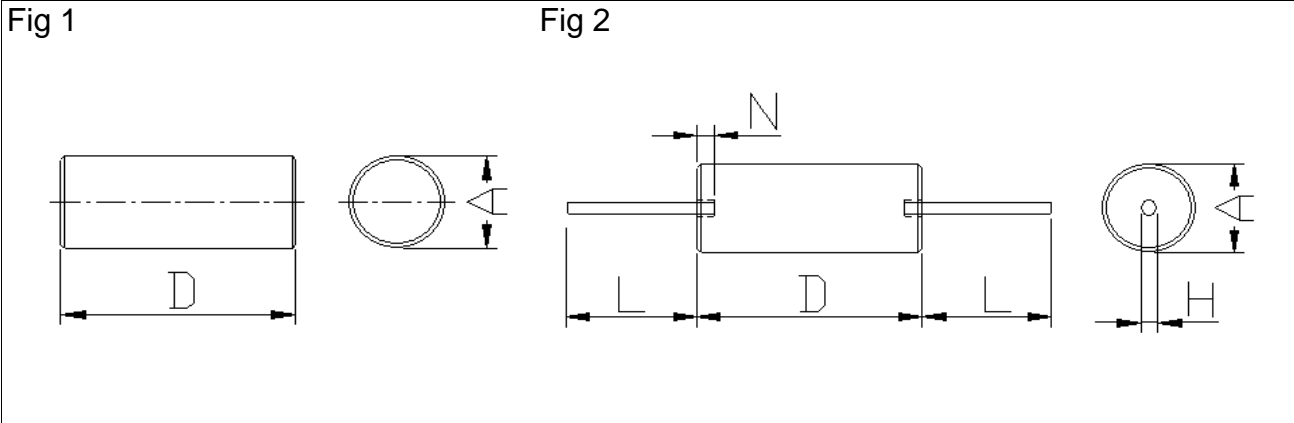
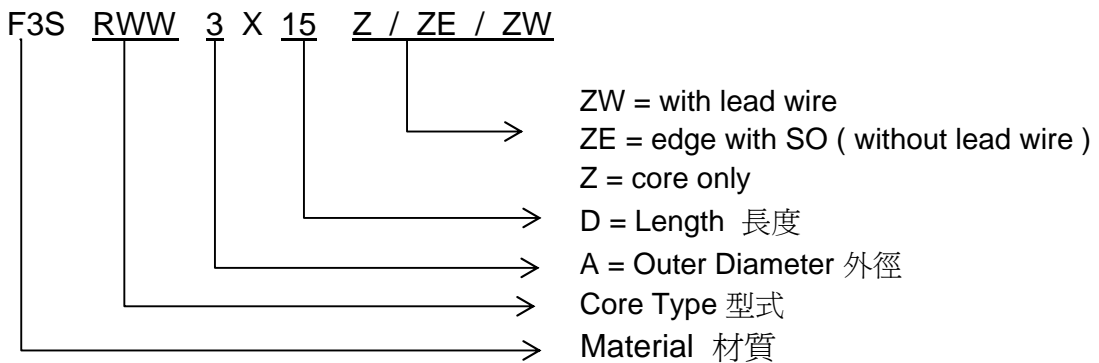
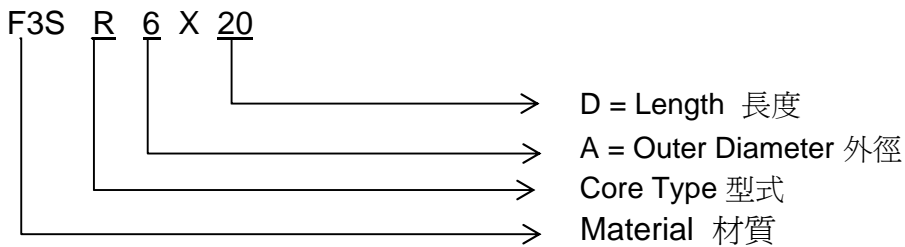


# Rod Core ( R & RWW Type )

## 1. Shape 形狀



## 2. Ordering Code 編碼規則



## 3. Dimensions 尺寸 ( mm )

Core Size \ Conf.	A	D	Fig
R 0.95x7.9	0.95±0.15	7.9±0.3	1
R 1.2x4.5	1.2±0.15	4.5±0.2	1
R 1.4x6.5	1.4±0.15	6.5±0.3	1
R 1.6x12.6	1.6±0.15	12.6±0.4	1
R 1.6x15.0	1.6±0.15	15.0±0.5	1
R 1.65x14.0	1.65±0.15	14.0±0.4	1
R 1.65x18.0	1.65±0.15	18.0±0.5	1
R 1.7x1.3	1.7±0.15	1.3±0.15	1
R 1.7x18.5	1.7±0.15	18.5±0.5	1
R 1.8x6.5	1.8±0.15	6.5±0.3	1
R 1.9x4.0	1.9±0.15	4.0±0.2	1

# Rod Core ( R & RWW Type )

**3. Dimensions 尺寸 ( mm )**

Core Size \ Conf.	A	D	Fig
R 1.9x6.5	1.9±0.15	6.5±0.3	1
R 2.0x8.0	2.0±0.15	8.0±0.3	1
R 2.0x20.0	2.0±0.15	20.0±0.6	1
R 2.3x20.0	2.3±0.15	20.0±0.6	1
R 2.4x30.0	2.4±0.15	30.0±1.0	1
R 2.5x5.0	2.5±0.15	5.0±0.3	1
R 2.5x20.0	2.5±0.15	20.0±0.6	1
R 3.0x6.0	3.0±0.15	6.0±0.3	1
R 3.0x32.0	3.0±0.15	32.0±1.0	1
R 3.3x15.0	3.3±0.15	15.0±0.5	1
R 3.3x22.0	3.3±0.15	22.0±0.6	1
R 3.5x12.0	3.5±0.15	12.0±0.4	1
R 3.5x19.0	3.5±0.15	19.0±0.5	1
R 3.8x20.0	3.8±0.15	20.0±0.6	1
R 3.8x31.75	3.8±0.15	31.75±1.0	1
R 4.0x6.5	4.0±0.2	6.5±0.3	1
R 4.0x35.0	4.0±0.2	35.0±1.0	1
R 4.5x20.0	4.5±0.2	20.0±0.6	1
R 4.8x18.3	4.8±0.2	18.3±0.5	1
R 4.9x17.0	4.9±0.2	17.0±0.5	1
R 4.9x20.0	4.9±0.2	20.0±0.6	1
R 5.0x10.0	5.0±0.2	10.0±0.4	1
R 5.0x60.0	5.0±0.2	60.0±1.5	1
R 5.9x25.0	5.9±0.2	25.0±1.0	1
R 6.0x12.0	6.0±0.3	12.0±0.4	1
R 6.0x50.0	6.0±0.3	50.0±1.5	1
R 6.35x25.0	6.35±0.3	25.0±0.6	1
R 6.35x38.5	6.35±0.3	38.5±1.0	1
R 6.5x23.0	6.5±0.3	23.0±0.8	1
R 6.5x30.0	6.5±0.3	30.0±1.0	1
R 7.0x15.0	7.0±0.3	15.0±0.5	1
R 7.5x30.0	7.5±0.3	30.0±1.0	1
R 8.0x8.0	8.0±0.3	8.0±0.3	1
R 8.0x35.0	8.0±0.3	35.0±1.0	1
R 8.3x30.0	8.3±0.3	30.0±1.0	1
R 9.5x30.4	9.5±0.3	30.4±1.0	1
R 9.8x40.6	9.8±0.3	40.6±1.5	1
R 10.0x16.0	10.0±0.4	16.0±0.5	1
R 10.0x63.45	10.0±0.4	63.45±1.5	1
RWW 2.0x8.0Z	2.0±0.15	8.0±0.3	2
RWW 2.2x8.0Z	2.2±0.15	8.0±0.3	2
RWW 2.3x6.3Z	2.3±0.15	6.3±0.3	2
RWW 2.3x10.0Z	2.3±0.15	10.0±0.4	2
RWW 2.5x4.2ZE	2.5±0.15	4.2±0.3	2

