

T1/CEPT/ISDN-PRI SINGLE THROUGH HOLE TRANSFORMERS

Features:

- Designed to meet CCITT&FCC requirements.
- Provide 1500Vrms isolation.

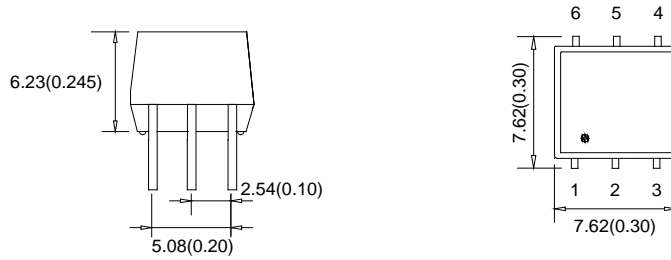
Specifications: at 25 degree C.

Part No.	Turn Ratio	OCL (mH min)	LL (uH max)	C _{ww} (pF max)	DCR Pri (Ohm max)	DCR Sec (Ohm max)	Package /Schematic	Primary pins
SR-ET65351	1:2CT	1.20	0.50	40	0.70	1.30	b/A	2-6
SR-ET65387	1:0.575:0.575	1.50	0.80	25	0.70	0.50	b/C	5-6
SR-ET65388	1:1.15CT	1.50	0.60	35	0.70	0.90	b/A	2-6
SR-ET65389	1:1/1.26	1.50	0.40	35	0.70	0.90	b/A	2-6
SR-ET65586	1:1.36CT	1.20	0.80	35	0.70	0.90	b/E	1-5
SR-ET65755	1CT:1CT	1.20	0.80	35	0.80	0.80	b/D	1-5
SR-ET65415	1CT:2CT	1.20	0.60	25	1.00	2.00	b/D	2-6
SR-ET64931	1:1:1	1.20	0.50	45	0.70	0.70	b/C	1-2
SR-ET64934	1:1	1.20	0.80	45	0.70	0.70	b/B	1-2
SR-ET65340	1:1.36	1.20	0.80	35	0.70	0.70	b/B	5-6
SR-ET65341	1:1	1.0	0.70	30	0.60	0.60	a/F	1-3
SR-ET64940	1.26CS:1	0.30	0.60	30	0.80	0.60	b/C	1-4
SR-ET64942	2CT:1(±2%)	1.0	1.0	35	1.6	0.8	a/G	1-3
SR-ET64943	1:1(±2%)	1.0	1.1	35	1.1	1.1	a/H	1-3
SR-ET64946	1CT:1	1.20	0.80	35	0.70	0.70	b/A	1-5

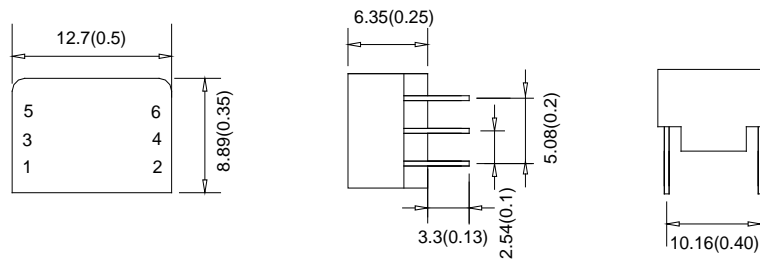
T1/CEPT/ISDN-PRI SINGLE THROUGH HOLE TRANSFORMERS

Dimension:mm(inch)+/-0.25(0.01)

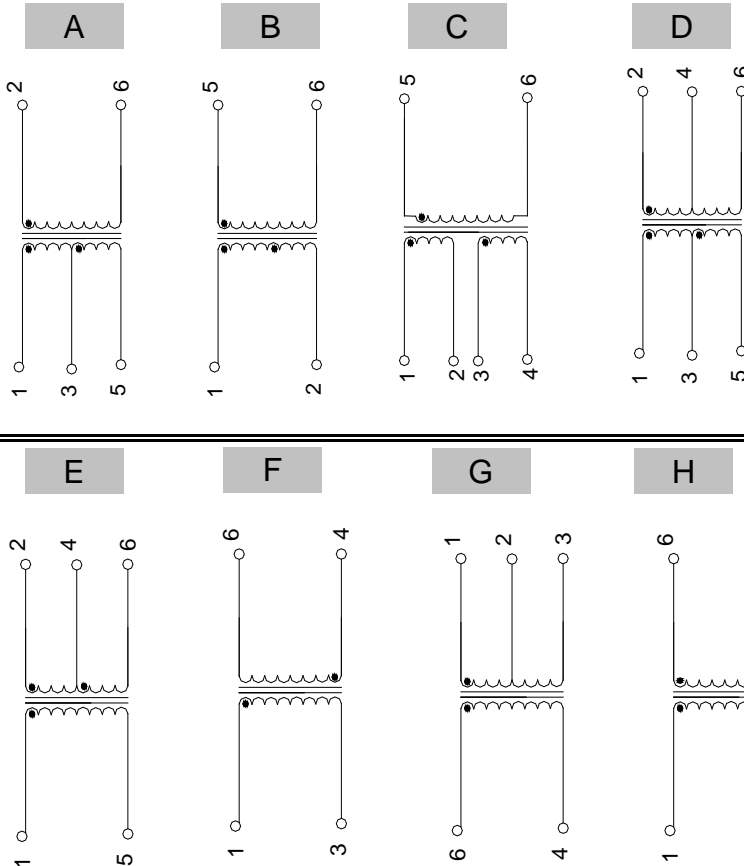
a



b



Schematic:



T1/CEPT/ISDN-PRI SINGLE SMD TRANSFORMER

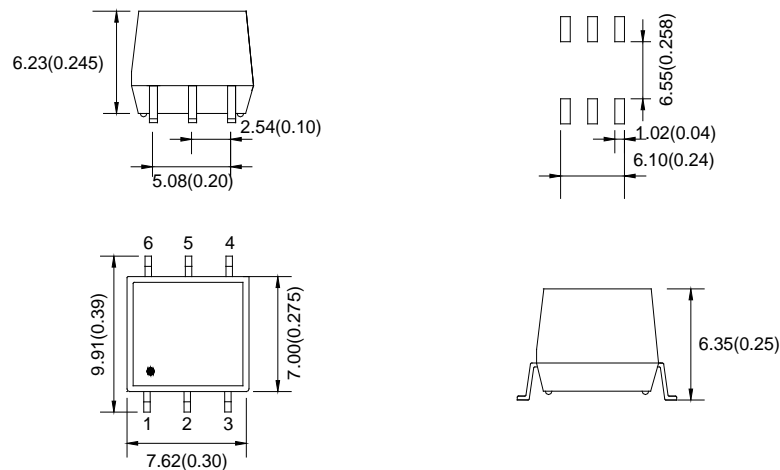
Features:

- Designed to meet CCITT&FCC requirements.
- Provide 1500Vrms isolation.

Specifications: at 25 degree C.

Part No.	Turn Ratio	OCL (mH min)	LL (uH max)	Cww (pF max)	DCR Pri (Ohm max)	DCR Sec (Ohm max)	Primary pins
SR-MT64931S	1:1:1	1.20	0.50	35	0.70	0.70	2-5
SR-MT64945	1:2.42CT(±5%)	1.20	0.50	35	0.70	1.50	1-3

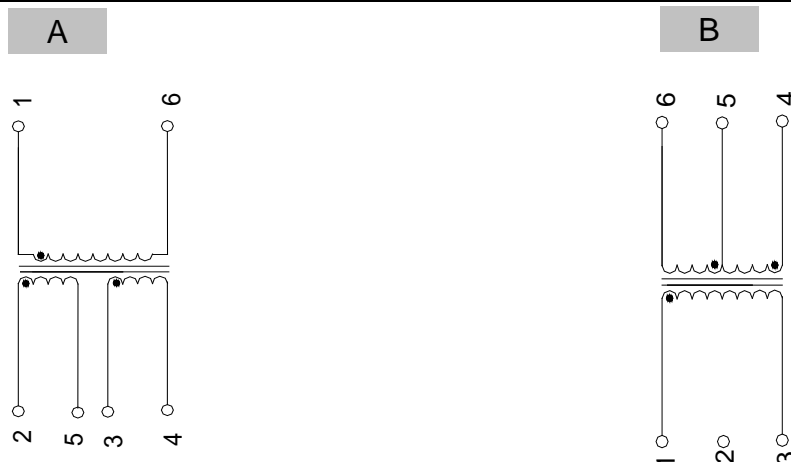
Mechanical



Unit: mm

Unless otherwise specified all tolerances are +/-0.25(0.010)

Schematic



T1/CEPT/ISDN-PRI SINGLE THROUGH HOLE REINFORCED INSULATION TRANSFORMERS

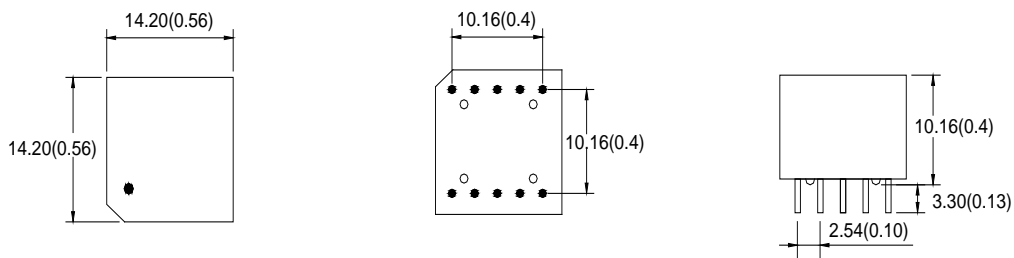
Features:

- Designed to meet CCITT G.703&FCC
- 3000Vac reinforced insulation.

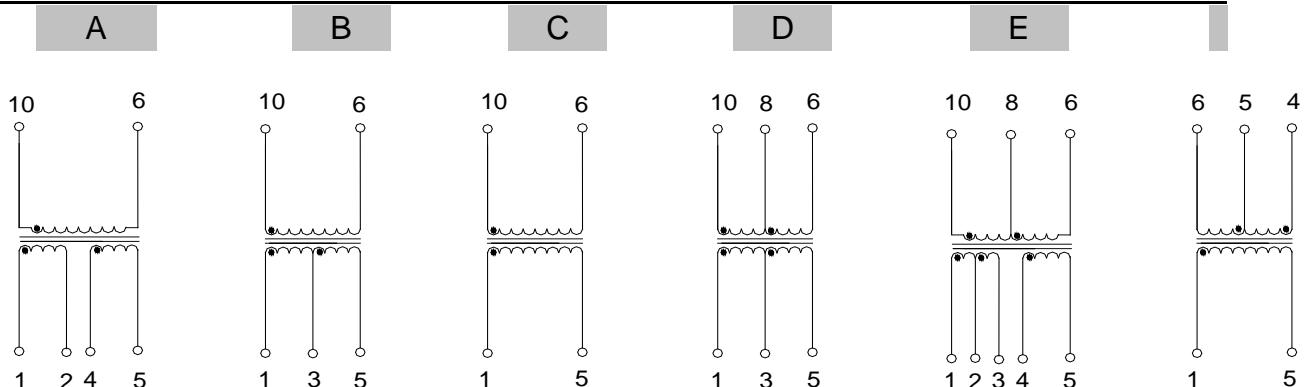
Specifications: at 25 degree C.

Part No.	Turn Ratio	OCL (mH min)	LL (uH max)	Cww (pF max)	DCR Pri (Ohm max)	DCR Sec (Ohm max)	Schematic
SR-MT65830	1:1:1.58	0.80	1.00	25	0.70	0.50	A
SR-MT65831	1:1:2	0.80	1.00	25	0.70	0.70	A
SR-MT65832	1:1.36CT	1.20	1.30	35	0.70	0.90	B
SR-MT65833	1:1.15CT	1.20	1.00	35	0.70	0.90	B
SR-MT65834	1:1	1.20	1.50	30	0.70	0.70	C
SR-MT65835	1CT:2CT	1.20	1.00	30	0.70	1.10	D
SR-MT65836	1CT:3CT:1	0.80	1.30	30	0.70	1.70	E
SR-MT65837	1:2.3CT	1.20	1.30	35	0.70	1.40	B
SR-MT65838	1:1.53CT	1.20	1.10	30	0.70	1.10	B
SR-MT65839	1:1:1.26	1.50	1.50	30	0.70	1.10	B
SR-MT68646	1:1.58:2	1.50	0.90	50	0.70	1.40	B
SR-MT68788	1CT:1.414CT	0.80	0.80	30	0.70	0.90	D
SR-MT65535	1:2CT	20.0	5.0	130	2.65	5.0	F

Dimension:mm(inch)+/-0.25(0.01)



Schematic:



T1/CEPT/ISDN-PRI DUAL SMT TRANSFORMERS

Features:

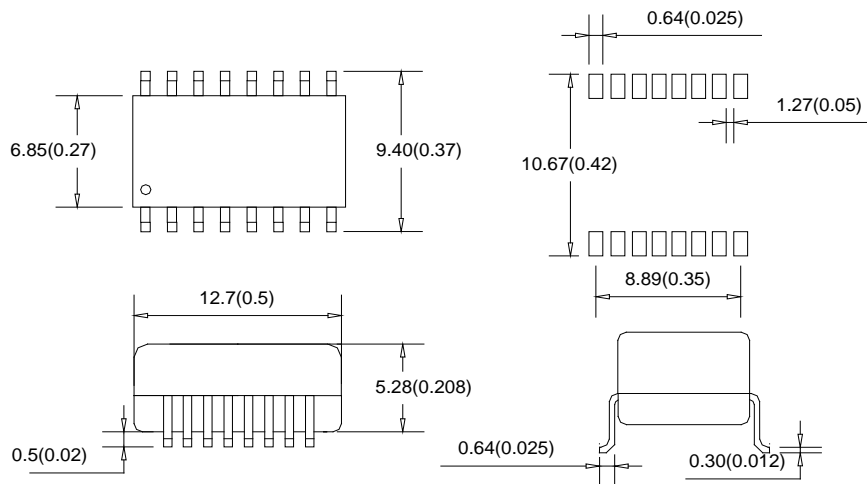
- Designed to meet CCITT & FCC requirements
- Provide 1500Vrms isolation.

Specifications: at 25 degree C.

Part No.	Turn Ratio	OCL (mH min)	LL (uH max)	C _{ww} (pF max)	DCR Pri (Ohm max)	DCR Sec (Ohm max)	Schematic
SR-MT65861	1CT:2CT&1CT:2CT	1.20&1.20	0.60&0.60	30&30	0.70&0.70	1.40&1.40	A
SR-MT65862	1CT:2CT&1:1.36CT	1.20&1.20	0.60&0.60	30&30	0.70&0.70	1.00&0.80	B
SR-MT65865	1:1.15CT&1CT:2CT	1.20&1.20	0.60&0.60	30&30	0.70&0.70	0.70&1.00	C
SR-MT65866	1:1/1.26&1CT:2CT	1.20&1.20	0.60&0.60	30&30	0.70&0.70	0.80&1.00	C
SR-MT65866A	1:1/1.26&1CT:2CT	1.20&1.20	0.60&0.60	30&30	0.70&0.70	0.80&1.00	D
SR-MT65868	1CT:1CT&1CT:1CT	1.20&1.20	0.60&0.60	30&30	0.70&0.70	0.70&0.70	A
SR-MT65870	1CT:1.15CT&1CT:1.15CT	1.20&1.20	0.60&0.60	30&30	0.70&0.70	0.75&0.75	A
SR-MT68678	1CT:1CT&1CT:2CT	1.00&1.00	0.60&0.60	30&30	0.70&0.70	0.70&1.00	A
SR-MT68786	1CT:1.41CT&1CT:1.41CT	1.00&1.00	0.60&0.60	30&30	0.70&0.70	0.90&0.90	A
SR-MT1190	1CT:1CT&1CT:1.36CT	1.20&1.20	0.60&0.60	30&30	0.70&0.70	0.70&1.00	A
SR-MT1137	1CT:2.42CT&1CT:2.42CT	1.20&1.20	0.60&0.60	25&25	0.70&0.70	1.20&1.20	A
SR-MT68884	1CT:1.36CT&1CT:1.36CT	1.20&1.20	0.60&0.60	30&30	0.70&0.70	1.0&1.0	A
SR-MT1144	1CT:1CT&1CT:2.4CT	1.00&1.00	0.80&0.80	30&30	0.85&0.85	0.85&1.0	A
SR-MT1145	1:1.36CT&1:2CT	1.50&1.50	0.50&0.50	35&35	0.90&0.90	1.30&1.30	D
SR-MT1021	1:1.15CT&1:2CT	1.20&1.20	0.60&0.60	30&30	0.70&0.70	0.70&1.00	C

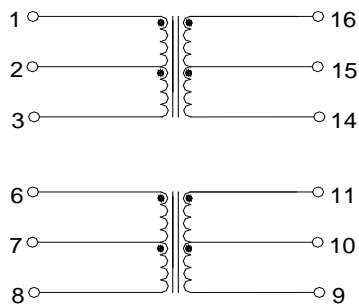
T1/CEPT/ISDN-PRI DUAL SMT TRANSFORMERS

Dimension:mm(inch)+/-0.25(0.01)

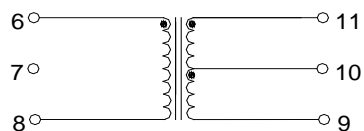
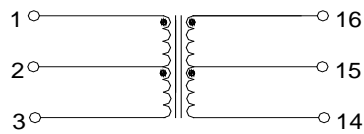
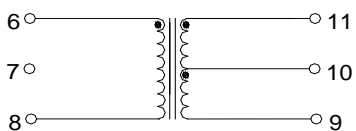
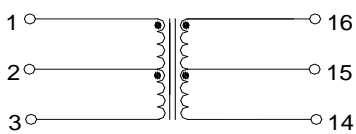
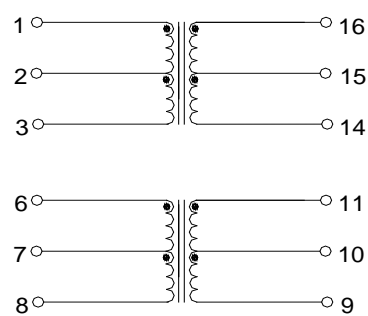


Schematic:

A



C



T1/CEPT/ISDN-PRI TRANSFORMERS

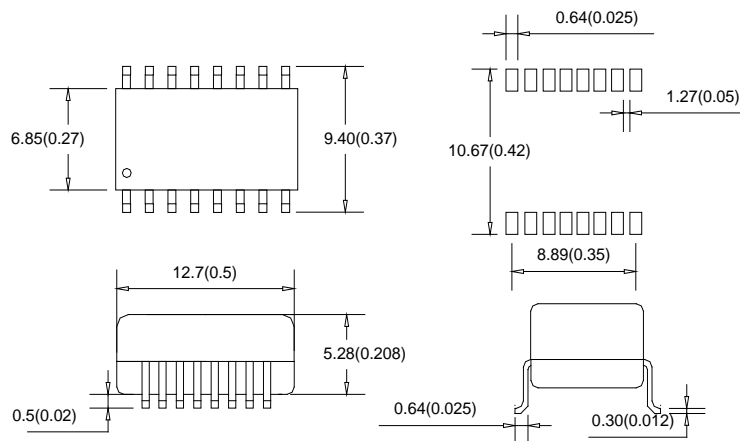
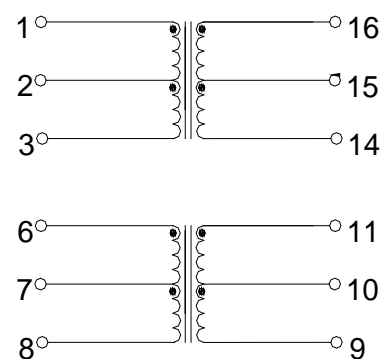
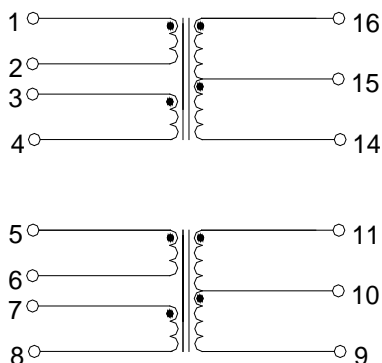
Dual Surface Mount, 1500 Vrms, Small Package

Features:

- Single port T1/E1 solution.
- Configurable for TP and Coax cable termina
- Transfer-molded, IC-grade packaging.

Specifications: at 25 degree C.

Part No.	Turn Ratio Pri:Sec±2%	OCL (mH min)	LL (uH max)	Cww (pF max)	DCR Pri (Ohm max)	DCR Sec (Ohm max)	Schematic
SR-MT1057	2CS:1.57/2&2CS:1.57/2	1.50&1.50	0.50&0.50	40&40	0.70&0.70	1.00&1.00	A
SR-MT1146	2CT:1/1.26&2CT:1/1.26	1.50&1.50	0.50&0.50	40&40	0.70&0.70	1.00&1.00	B

Dimension: mm(inch)+/-0.25(0.01)

Schematic:
A
B


T1/CEPT/ISDN-PRI SMT TRANSFORMERS

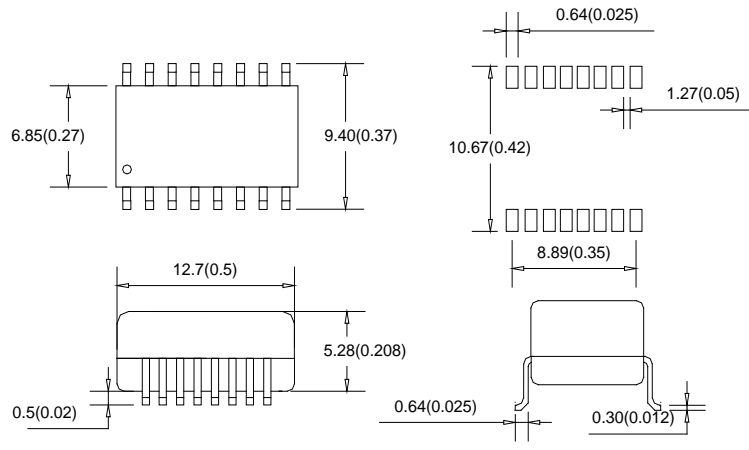
Features:

- Designed to meet CCITT & FCC requirements.
- Provide 1500Vrms isolation.

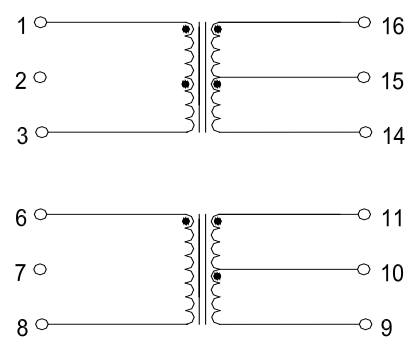
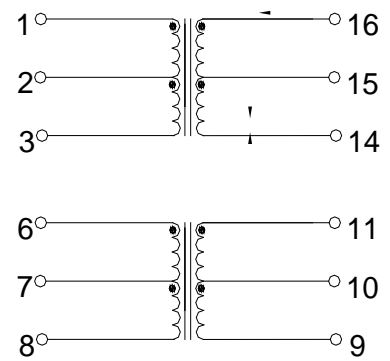
Specifications: at 25 degree C.

Part No.	Turn Ratio	OCL (mH min)	LL (uH max)	Cww (pF max)	DCR Pri (Ohm max)	Primary pins
SR-MT1147	1:2.42CT&1:2.42CT	1.5	0.5	35	0.8	1-3,6-8
SR-MT1148	1CT:1CT&1CT:2CT	1.2	0.4	30	0.7	1-3,6-8

Dimension: mm(inch) +/- 0.25(0.01)



Schematic:

16ST1237

16ST1238


T1/CEPT/ISDN-PRI TRANSFORMERS

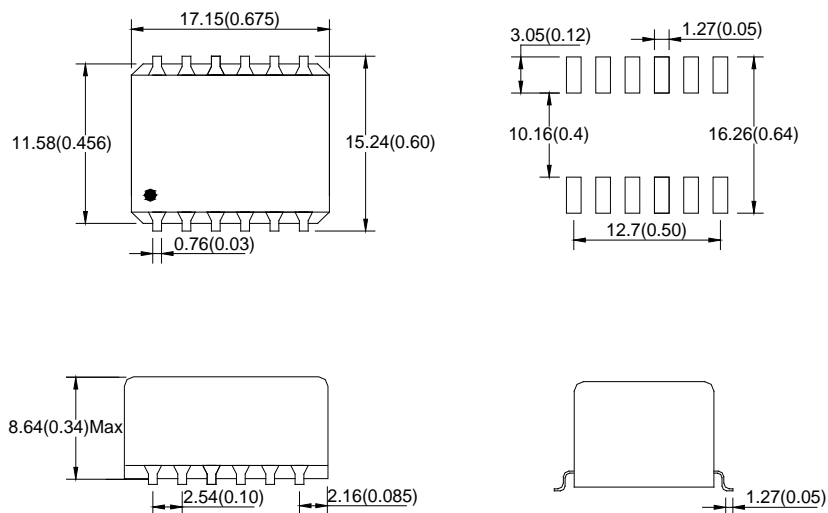
Features:

- Dual SMT package contains both transmit and receive transformers
- Models matched to leading transceiver ICs.
- Provide 1500Vrms isolation.

Specifications: at 25 degree C.

Part No.	Turn Ratio	OCL (mH min)	LL (uH max)	Cww (pF max)	DCR Pri (Ohm max)	DCR Sec (Ohm max)	Schematic
SR-MT68826	1:1:1.26& 1:2CT	1.20&1.20	0.80&0.80	50&60	1.0&1.0	1.10&1.70	A
SR-MT68874	1CT:1.15CT& 1CT:1.15CT	1.20&1.20	0.80&0.80	50&50	1.20&1.20	1.40&1.40	B
SR-MT68861	1CT:2CT& 1CT:2CT	1.20&1.20	0.60&0.60	35&35	0.70&0.70	1.20&1.20	B
SR-MT68884	1CT:1.36CT& 1CT:1.36CT	1.20&1.20	0.80&0.80	50&50	1.20&1.20	1.40&1.40	B
SR-MT68887	1CT:1.41CT& 1CT:1.41CT	1.20&1.20	0.80&0.80	50&50	1.40&1.40	1.20&1.20	B
SR-MT68862	1CT:2CT& 1CT:1.36CT	1.20&1.20	0.60&0.80	35&37	0.70&0.70	1.20&0.90	C
SR-MT68825	1:1.15CT& 1CT:2CT	1.60&1.60	0.80&0.80	60&50	1.0&1.0	1.20&2.0	D

Dimension:mm(inch)+/-0.25(0.01)



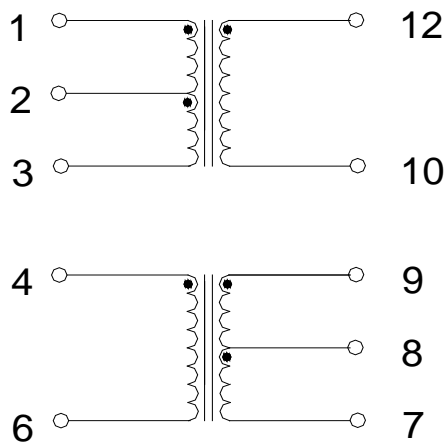
T1/CEPT/ISDN-PRI TRANSFORMERS

Features:

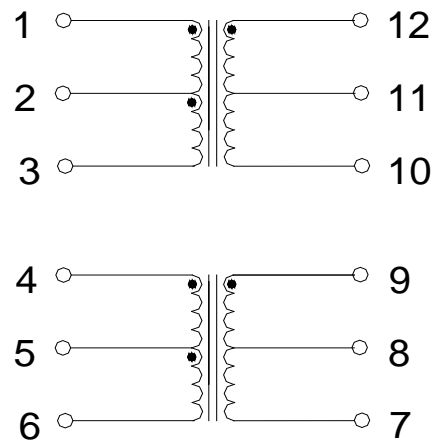
- Dual SMT package contains both transmit and receive transformers.
- Models matched to leading transceiver ICs.
- Provide 1500Vrms isolation.

Schematic:

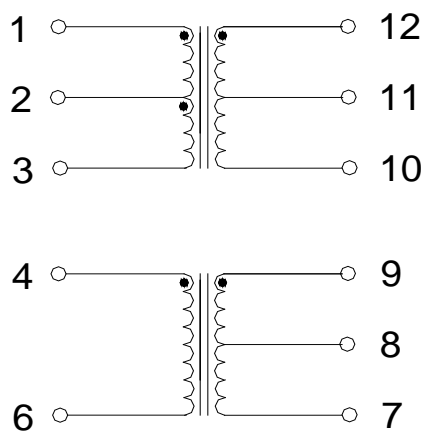
A



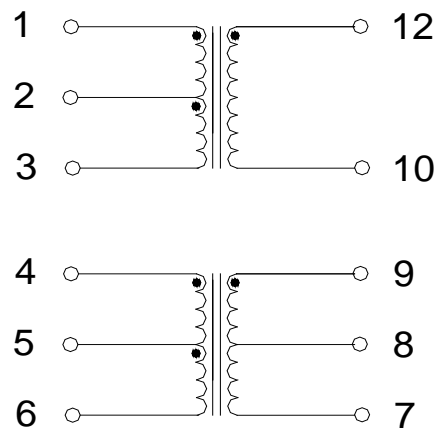
B



C



D



T1/CEPT/ISDN-PRI DUAL THROUGH HOLE TRANSFORMERS

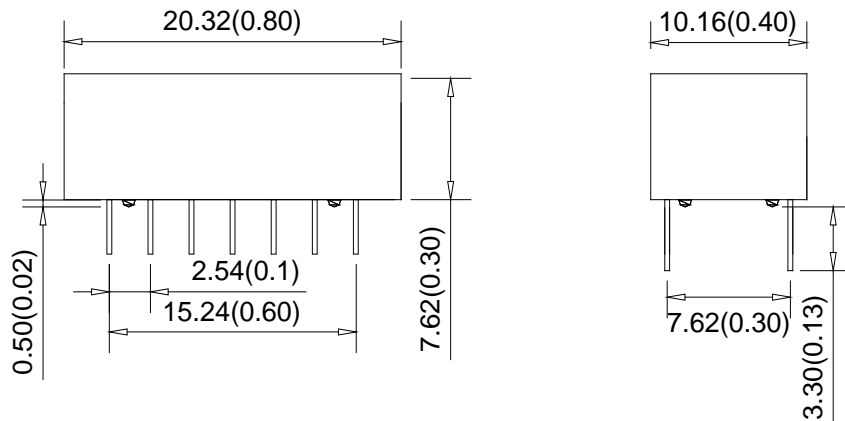
Features:

- Designed to meet CCITT & FCC requirements.
- Provide 1500Vrms isolation.

Specifications: at 25 degree C.

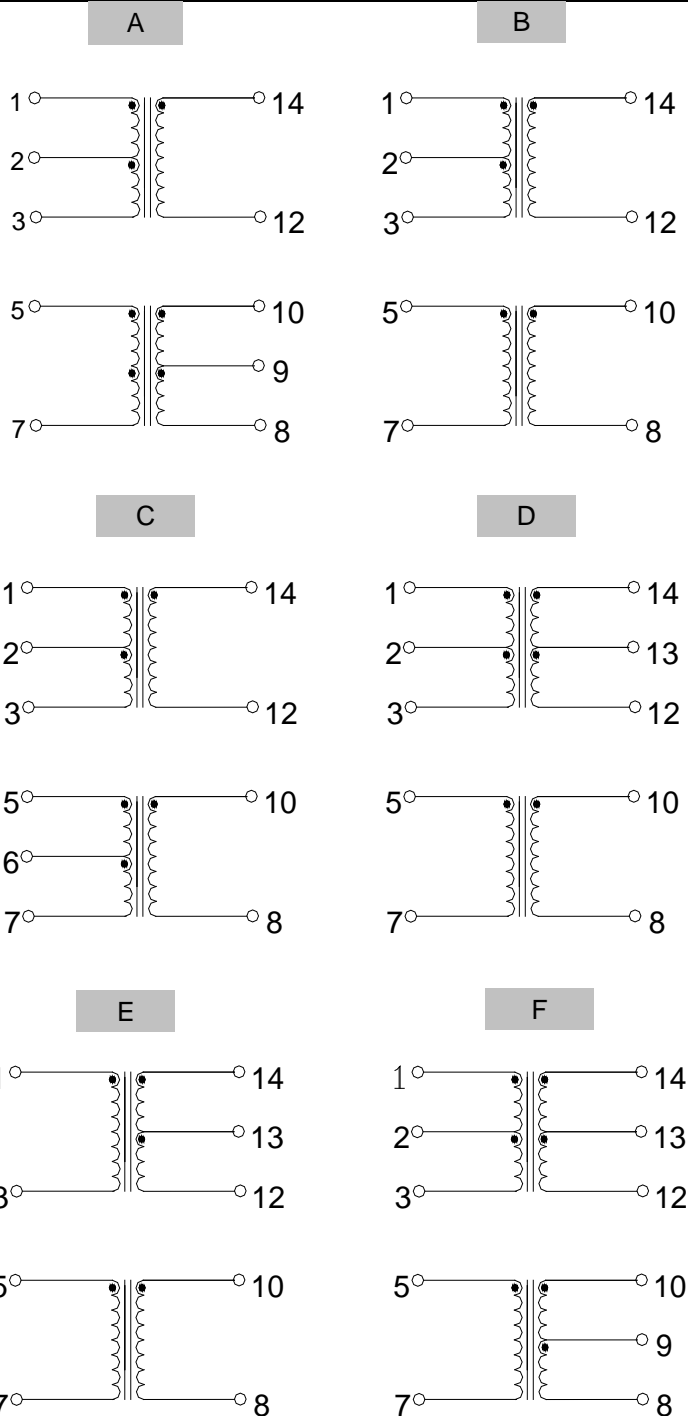
Part No.	Turn Ratio	OCL (mH min)	LL (uH max)	C _{ww} (pF max)	DCR Pri (Ohm max)	DCR Sec (Ohm max)	Schematic
SR-MT65565	1:1.15CT&1:2CT	1.50&1.20	0.60&0.40	35&40	0.70&0.70	1.10&1.10	A
SR-MT65566	1:1:1.26&1:2CT	1.50&1.20	0.50&0.40	35&40	0.70&0.70	0.90&1.10	A
SR-MT65774	1CT:2CT&1:1.36CT	1.20&1.20	0.96&0.80	50&50	1.00&1.00	1.70&1.20	F
SR-MT64951	1:2CT&1:2CT	1.20&1.20	0.50&0.50	35&35	0.70&0.70	1.20&1.20	A
SR-MT64952	1CT:2CT&1:1.36CT	1.20&1.20	0.50&0.80	35&35	0.80&0.80	1.20&1.00	F
SR-MT64953	1:2CT&1:2CT	2.00&2.00	0.60&0.60	45&45	0.70&0.70	1.20&1.20	C
SR-MT64954	1CT:2CT&1:1	1.20&1.20	0.60&0.50	30&30	0.70&0.70	1.20&0.70	D
SR-MT64955	1.58:2CT&1.58:1	0.80&0.80	0.50&0.50	30&30	0.60&0.60	0.70&0.30	E
SR-MT64956	2:2CT&2:1	0.80&0.80	0.60&0.60	30&30	0.50&0.50	0.50&0.20	E
SR-MT64957	2.62:2CT&2.62:1	1.20&1.20	0.80&0.80	30&30	0.60&0.60	0.50&0.30	E

Dimension: mm(inch)+/-0.25(0.01)



T1/CEPT/ISDN-PRI DUAL THROUGH HOLE TRANSFORMERS

Schematic:



T1/CEPT(E1)/ISDN-PRI QUAD T1/E1 PORTS TRANSFORMERS

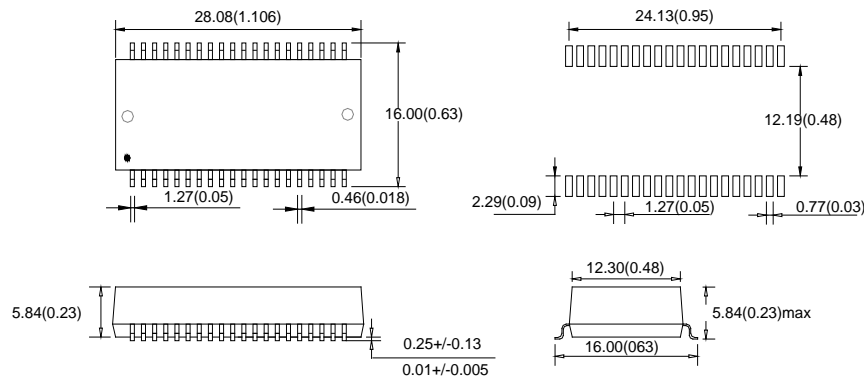
Features:

- Eight transformers supports four transmit and four receive channels.
- Crosstalk:-65dB min.

Dimension:mm(inch) \pm 0.25(0.010)

Specifications: at 25 degree C.

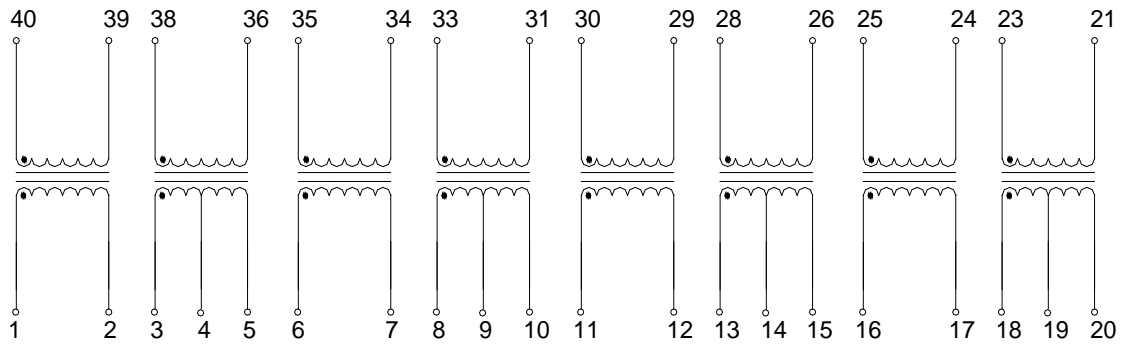
Part No.	Turns Ratio (pri:Sec \pm 2%)		OCL (mH min)		LL (uH max)		Cww (pF max)		Schematic	Primary Pins	
	Transmit	Receive	Trans	REC	Trans	REC	Trans	REC		Transmit	Receive
SR-MT1063	1:1.36	1:1.36CT	1.2	1.2	0.4	0.5	25	25	A	1-2,6-7,11-12,16-17	38-36,33-31,28-26,23-21
SR-MT1064	1:1.14	1:1.14CT	1.2	1.2	0.6	0.6	35	35	A	1-2,6-7,11-12,16-17	38-36,33-31,28-26,23-21
SR-MT1065	1:2CT	1:2CT	1.2	1.2	0.6	0.6	35	35	C	4-5,9-10,14-15,19-20	24-25,29-30,34-35,39-40,
SR-MT1066	1:2	1:2CT	1.2	1.2	0.6	0.6	35	35	D	1-2,9-10,11-12,19-20	23-25,26-28,33-35,36-38,
SR-MT1067	1:1.36CT	1:2CT	1.2	1.2	0.6	0.6	35	35	C	24-25,29-30,34-35,39-40	4-5,9-10,14-15,19-20
SR-MT1068	1:2CT	1:1CT	1.2	1.2	0.6	0.6	35	35	B	1-2,6-7,11-12,16-17	21-22,26-27,31-32,36-37
SR-MT1069	1CT:1.41	1CT:1.41	1.2	1.2	0.6	0.6	35	35	C	1-3,6-8,11-13,16-18	21-23,26-28,31-33,36-38
SR-MT1070	1:1.15	1:2CT	1.2	1.2	0.6	0.6	35	35	A	1-2,6-7,11-12,16-17	21-23,26-28,31-33,36-38
SR-MT1071	1:1/1.26	1:2CT	1.2	1.2	0.6	0.6	35	35	B	1-2,6-7,11-12,16-17	21-22,26-27,31-32,36-37
SR-MT1072	1:1.15	1:1.15	1.2	1.2	0.6	0.6	35	35	F	1-3,6-8,11-13,16-18	4-5,9-10,14-15,19-20
SR-MT1073	1:2	1:2	1.2	1.2	0.6	0.6	35	35	F	1-3,6-8,11-13,16-18	4-5,9-10,14-15,19-20
SR-MT1074	1:2	1:1	0.8	1.0	0.4	0.4	30	30	E	1-2,6-7,11,12,16-17	3-4,8-9,13-14,18-19
SR-MT1075	1:1.266	1:1.266	1.2	1.2	0.5	0.5	25	25	F	1-3,6-8,11-13,16-18	4-5,9-10,14-15,19-20
SR-MT1124	1:2CT	1CT:2	1.2	1.2	0.6	0.6	35	35	C	4-5,9-10,14-15,19-20	1-3,6-8,11-13,16-18
SR-MT1142	1:2.4	1:1	1.0	1.0	0.5	0.5	35	35	G	1-2,8-9,11-12,18-19	24-25,27-28,34-35,37-38
SR-MT1180	1:2.42	1:2.42	1.2	1.2	0.6	0.6	35	35	F	1-3,6-8,11-13,16-18	4-5,9-10,14-15,19-20

Dimension:mm(inch) \pm 0.25(0.010)


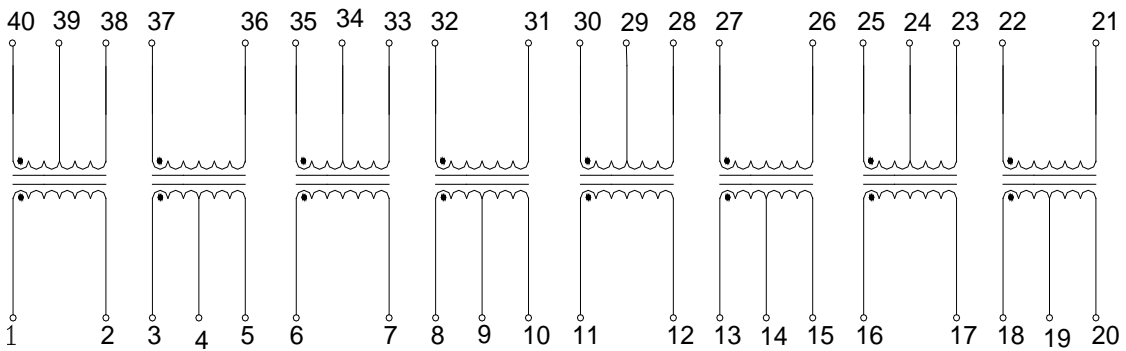
T1/CEPT(E1)/ISDN-PRI QUAD T1/E1 PORTS TRANSFORMERS

Schematics:

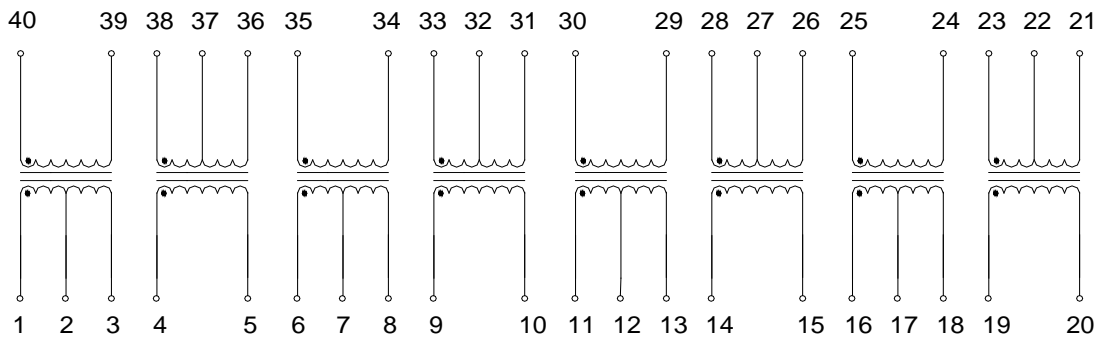
A



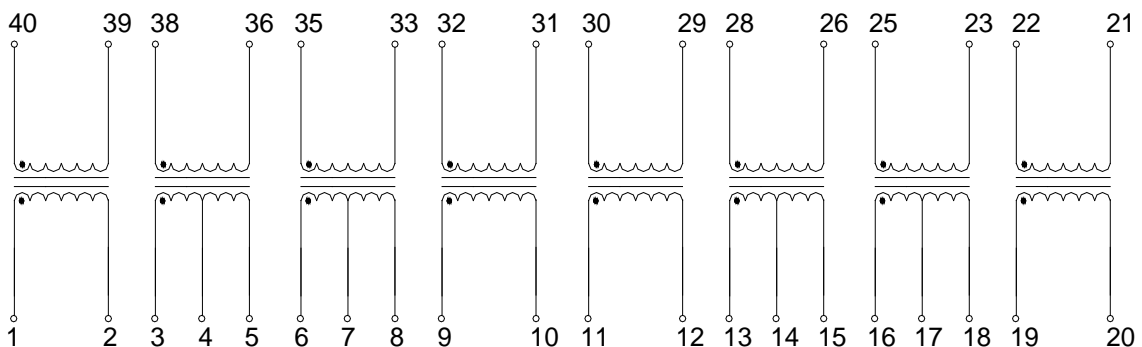
B



C



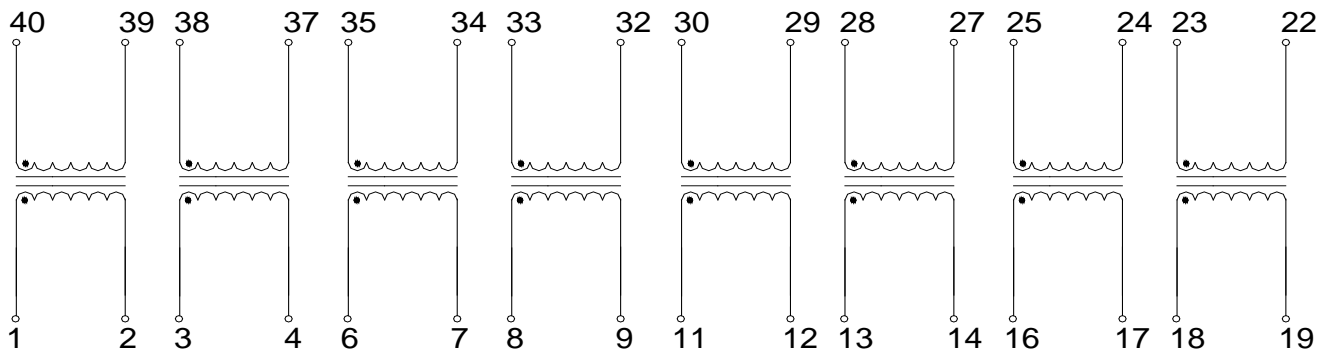
D



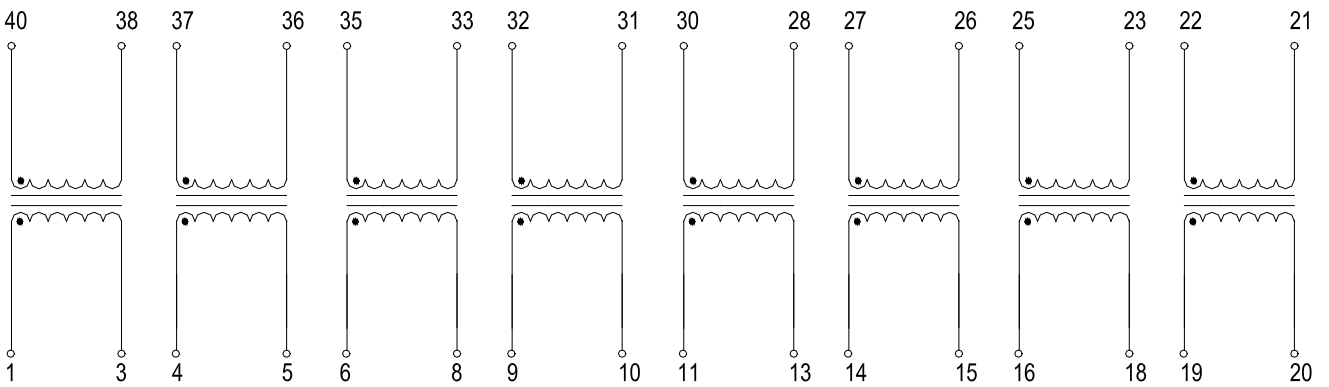
T1/CEPT(E1)/ISDN-PRI QUAD T1/E1 PORTS TRANSFORMERS

Schematics:

E



F



G

